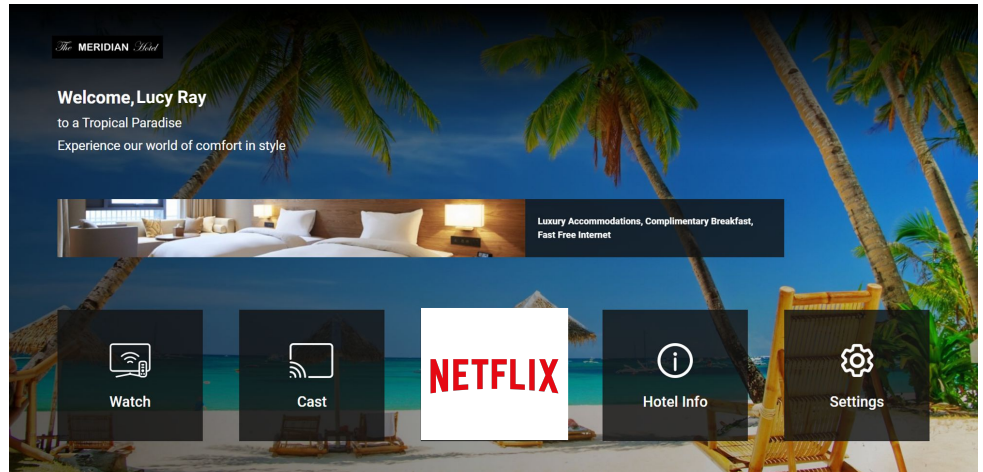


EVOLVE® M SERIES

EVOLVE M Series:
Powered by **OnStream™**,
this in-room
entertainment platform
is built to deliver a
customizable and
enriching experience for
both property and guest



EVOLVE pairs live TV with streamed content for the ultimate entertainment experience. Its user interface allows seamless navigation from live TV to popular streaming services, and the ability to download new apps from the Google Play™ Store.



Key Features*

Customizable


- PMS-integrated
- Real-time customizable interface and welcome channels
- Pre-load apps by property or brand
- Optional SBB mounting plate for increased hardware security

Incomparable Viewer Experience

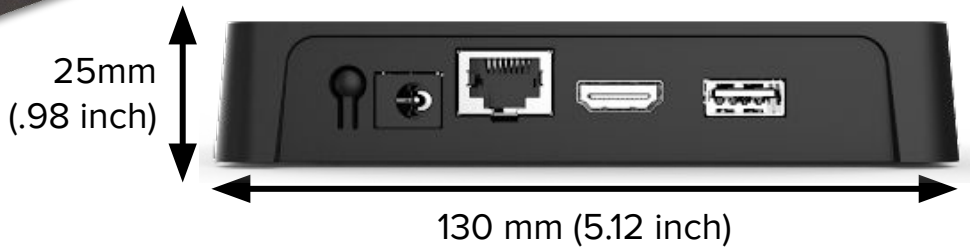
The AndroidTV™ certified OS incorporates Chromecast™ functionality and guarantees all content being downloaded from the Play Store will be an optimized TV experience.

Compatible

- Works with any property network or HD TV
- Supports IP or QAM+ input types
- Flexible networking options via Ethernet and WiFi
- Bluetooth BLE with audio support
- Unicast and Multicast available



EVOOLVE® M1



M1 TECHNICAL SPECS

General

SoC	BCM 72127
Dimensions	130 mm x 130 mm x 25 mm (5.12" x 5.12" x .98")
RAM	4GB DDR4
Storage	16GB eMMC
WiFi	6 Dual Band Selectable
Bluetooth®	5.0 with BLE
Power Supply	12V DC Jack
Case	Pairing and factory reset buttons, no external LED lighting or DISH branding


Connectors

USB Port	2.0-A
HDMI Port	2.1
LAN Port	RJ45 Ethernet (10/100/1000)

Mounting Bracket (Optional)


Dimensions	134.5 mm x 127.4 mm x 33.5 mm (5.30" x 5.02" x 1.32")
Material	Acrylonitrile Butadiene Styrene (ABS) made from Acryrex Pimma Resin
Compatibility	M1





COMING SOON...

E V O L V E[®] M2⁺



M2 TECHNICAL SPECS

General

SoC	BCM 72127
Dimensions	135 mm x 135 mm x 24 mm (5.31" x 5.31" x .94")
RAM	4GB LpDDR4x
Storage	16GB eMMC
WiFi	6 Dual Band Selectable
Bluetooth [®]	5.0 with BLE
Power Supply	12V DC Jack
Case	Pairing and factory reset buttons, no external LED lighting or DISH branding

Connectors

USB Port	2.0-A
HDMI Port	2.1
LAN Port	RJ45 Ethernet (10/100/1000)
QAM Port (F-Connector)	RF Input Level: -15 to +15dBmV

Mounting Bracket (Optional)⁺

Dimensions	139.5 mm x 132.4 mm x 33.5 mm (5.49" x 5.21" x 1.32")
Material	Polypropylene
Compatibility	M1, M2

